

To download the underlying data for each chart, follow these steps:

1. Select the industry or occupation level that accords with the granularity of the detail you want* e.g. for Agriculture, Forestry and Fishing, select Division but for Poultry Farming, select Group.

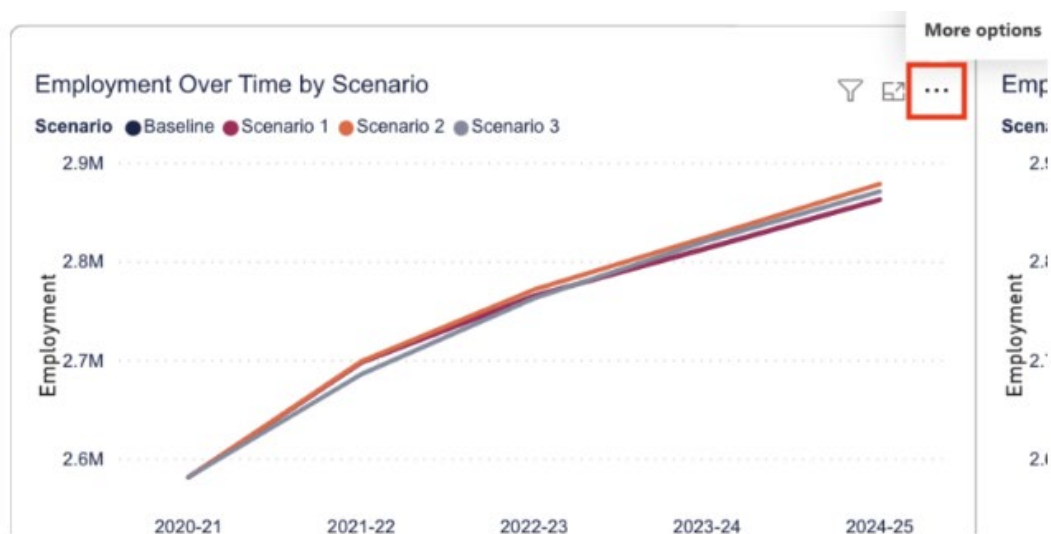
View Industry Levels by:

Similarly, if you are interested in Community and Personal Service Workers, select Major, but if interested in Indigenous Health Workers, select Unit.

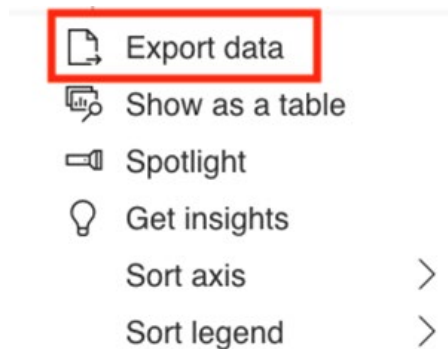
View Occupation Levels by:

* If you are unsure, consult the ANZSCO or ANZSIC links in Useful links

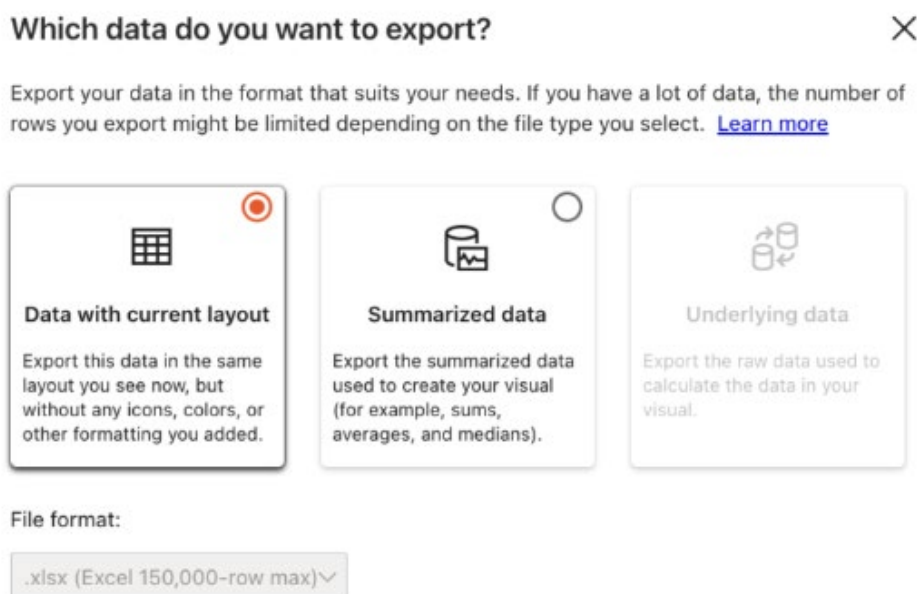
2. Click on the three dots on the top right corner of the chart containing the data you want to download



3. Select the "Export data" option



4. Select your desired format. To get data that matches the layout in your selected chart, select "Data with current layout"



5. Select Export

